



Quick Start Guide



# MASTER EARTH GROUNDING

Raw Edition

# Table of Contents

Overview .....	1
Master Earth Grounding .....	2
Key Features .....	5
Safety Precautions .....	5
Product Recycling .....	6
Packaging Contents .....	6
Installation Location .....	6
Operating Instructions .....	6
System Diagram .....	7
Dimension Diagram .....	8
Equipment Specifications .....	9

# Overview

In the electronics field, "grounding" is a necessary safety design for high-voltage electrical products. Its main purpose is to quickly direct the current to the ground when electrical leakage or induced charges occur, ensuring that the exterior of electrical devices does not become electrified, thereby protecting the safety of individuals.

In the audio field, the function of grounding is not only for the safety of individuals but also for effectively eliminating noise, thereby enhancing the sound quality of the audio system, making the sound more pure and captivating.

In 2015, Telos launched the "Grounding Noise Reducer (GNR)" active grounding device, which creates an independent grounding environment for the "chassis ground" of the audio system, preventing the entire system from being contaminated by noise from other electrical devices and maintaining its purity.

By using a built-in CPU to calculate the accurate reference potential, it eliminates potential differences between devices, achieving the ideal of true zero potential through active grounding.

Unlike traditional passive grounding, simulates the earth with conductive objects such as mineral sand, copper plates, copper mesh, and copper rods, passive grounding cannot achieve true zero potential, and the ground potential may fluctuate with the climate environment.

The 6 single-point isolated outputs use WBT Nextgen's speaker terminals, whose special mechanical structure allows for locking of multiple Y-plugs at once.

It includes two sets of QNR (Quantum Noise Reducer) quantum noise reduction devices, which can harmonic noise in the power. It utilizes a chip with frequency-dividing capabilities to capture harmonic interference sources in the power, continuously dividing the interference frequency to reduce its harmonic interference.

# Master Earth Grounding

Telos " Master Earth Grounding " has undergone a comprehensive upgrade of its components, power supply, conductors, and voltage resistance.



Compared to the GNR, " Master Earth Grounding " increases the output from 6 sets to 12 sets. Each grounding terminal uses Nextgen's flagship terminal WBT 0703Cu. It uses a custom 40W transformer to achieve a 40-fold upgrade in power supply, and the Duelund tin foil capacitors with a voltage resistance of 630V next to the AC circuit absorb noise, reducing noise peaks by 60%. The increase in power supply and capacitance, along with an increase in the amount of conductors on the PCB circuit board, reduces transmission impedance, achieving a comprehensive upgrade in electronic design.

On both sides of " Master Earth Grounding " are complete QNR quantum noise reduction machines, coupled with Telos's unique component direction screening technology, making the power phase compensation function more accurate. Below the central main circuit board are four sets of QMT broadband magnetic field equalization modules, which can magnetically treat the entire internal space of the Master Earth Grounding.

When "Master Earth Grounding" is powered on, it first determines the zero-potential output to the grounding terminal. The QMT then performs a 5-second frequency sweep, emitting an ultra-wideband signal covering 0–100 kHz for a full-frequency scan. Through the antenna, electromagnetic waves are evenly dispersed to magnetically treat the entire internal space of the unit.

Afterwards, the Telos V5.1 Schumann wave module is activated, steadily emitting a resonance frequency of 7.83 Hz. After continuously releasing Schumann waves for 15 minutes, the system performs another 5-second frequency sweep. This cycle repeats to ensure that the internal space of "Master Earth Grounding" remains free from magnetic field contamination while benefiting from the stabilizing effect of Schumann waves.

- Quantum Module Configuration

Equipped with all the module configurations of the Standard Version, and additionally incorporates four special Quantum Modules, effectively doubling the noise-processing capability.

- Capacitor Materials

Uses five types of metal-based capacitors to broaden frequency response and enhance tonal richness.

- Sound Characteristics :


The Raw Edition pursues an unrestrained musical presentation, with each frequency band reproducing sound closer to the original master recording.



Raw Edition

- System Application :

Designed for flagship-grade and large-scale systems, appealing to users who seek ultimate openness, transparency, and musical dynamics.



Through the use of QMT quantum magnetic equalization, Telos V5.1 Schumann waves, and QNR quantum noise reduction, these three technologies allow the Master Earth Grounding to bring about effects as soon as the machine is powered on, even in a ground-floating state, offering enthusiasts of large systems a grounding device with more size and more grounding ports.

# Key Features

12 Output Channels: 12 single-point isolated outputs, using Nextgen's flagship terminal WBT 0703Cu.

High Voltage Resistance Tin Foil Duelund Capacitors: Specially customized 630V voltage-resistant Duelund tin foil capacitors, offering a 2.5-fold increase in voltage resistance for critical capacitors compared to the 250V capacitors used in the GNR.

Core Transformer: A 40W core custom power transformer.

Composite Antenna System: QMT broadband electromagnetic wave magnetic field equalization module, 0~100kHz broadband electromagnetic waves, homogenizing stray magnetic fields. TELOS V5.1 Schumann wave module, 7.83Hz ultra-low frequency electromagnetic waves, optimizing tuning for key components.

# Safety Precautions



Warning Symbol: Users should be aware that there is a non-insulated hazardous voltage within the equipment's outer casing, which may result in electric shock.



Caution Symbol: Users should take note that important operational, maintenance, and repair information is included in the user manual and maintenance manual.

- To reduce the risk of electric shock, do not remove the outer casing.
- There are no user-serviceable parts inside the equipment.
- Please leave maintenance tasks to qualified service personnel.
- When replacing the main fuse in the plug, use a fuse of the same type and rating.
- Before replacing the fuse, unplug the power cord.

Warning: To reduce the risk of fire or electric shock, do not expose the equipment to rain or damp environments. It carries a risk of electric shock; do not open it.

# Product Recycling

This product is designed in compliance with international directives on the restriction of hazardous substances. (EX: Trash Bin Symbol) indicates compliance and requires these products to be recycled or disposed of in accordance with these directives.

# Packaging Contents

- " Master Earth Grounding " Main Unit
- Aluminum case, with 12 pieces of 1.92m (Y to Y ground wires) (terminals can be customized), and 1 piece of 1.92m power cord (length can be customized)

# Installation Location

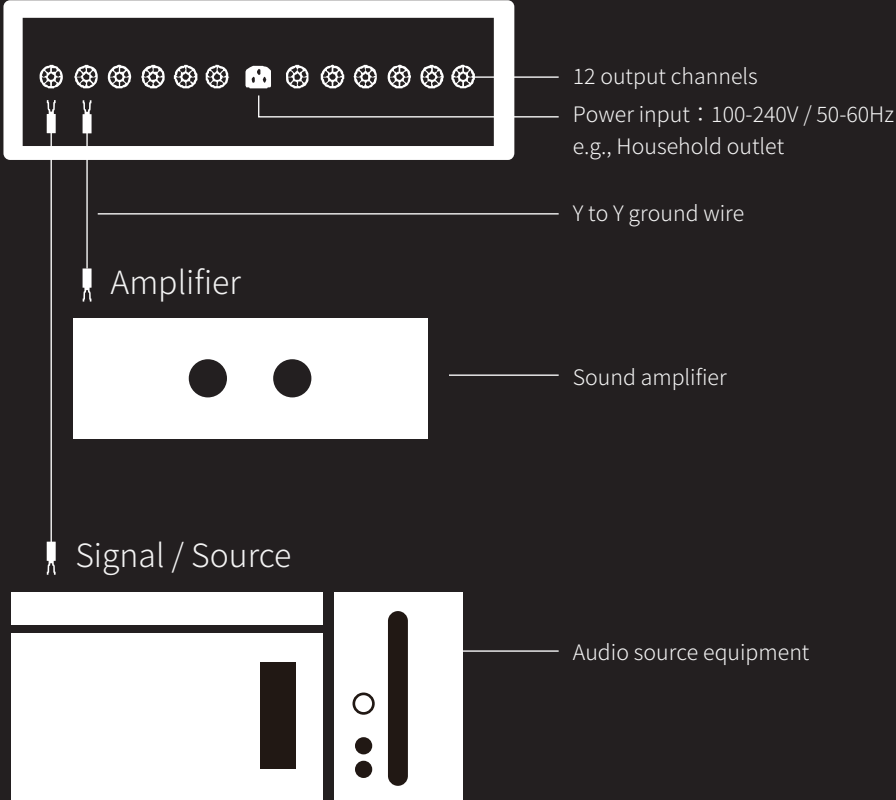
Typically, you should place your main unit near your audio equipment and system rack for closer proximity to the connections of your audio equipment. The use of any type of power conditioner may lead to the main unit not functioning correctly. Telos does not recommend the use of any type of power conditioning device as the power source for the main unit.

# Operating Instructions

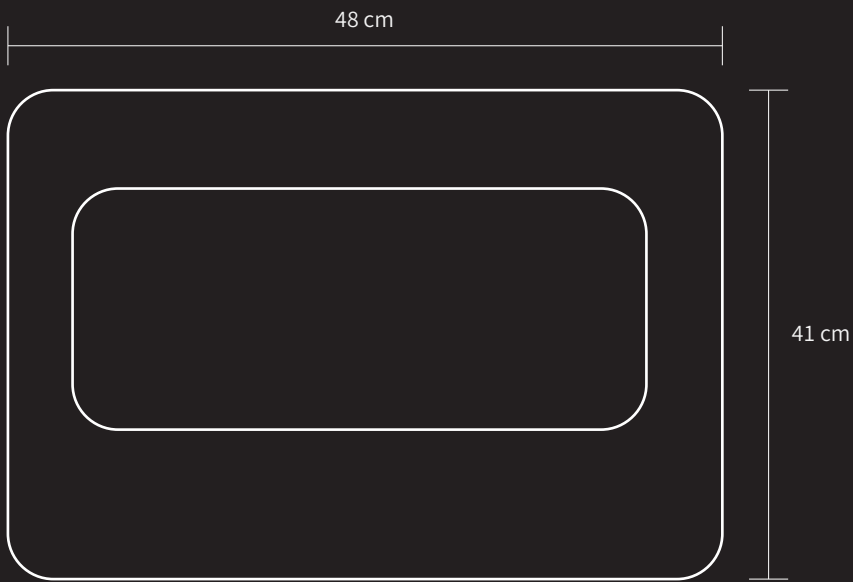
Plug the power cord directly into a wall outlet.

Connect the ground of your audio equipment to the main unit.

# System Diagram



# Dimension Diagram



# Equipment Specifications

- Power input : 100-240V / 50-60Hz
- Nude packed size : 48.5 x 46 x 17 (cm)
- Packaged size : 63 x 55 x 39 (cm)
- Nude packed weight : 47 kg
- Packaged weight : 67 kg



Tel : +886-2-8626-0773    +886-2-8626-0920    Fax : +886-2-8626-1029

[www.telos-audio.com.tw](http://www.telos-audio.com.tw)    E-mail : [info@telos-audio.com.tw](mailto:info@telos-audio.com.tw)